



7



You cannot tell the depth of a hole if it is full of water.

9



Do not retrieve model boats by wading in.

8



Do not play near the edge of a riverbank as it might crumble away suddenly.


10



Never walk on ice-covered waterways.



# Water Safety on the Farm






# Water Safety on the Farm




**1** Ponds on farms are often out of view of the house so always have an adult with you when you are feeding ducks or playing.



**3** Reeds and grass often obscure the edge of the pond




**5** Holes or drains left exposed after farm building work should be closed.



**2** Slurry pits are not solid enough to stand on. Keep well away as you would quickly sink.



**4** The banks of a pond may be weak and could give way under your weight.



**6** Be cautious riding horses near and into water.

**Be water-wise on the farm by learning these simple safety steps**